

Updating New Hampshire's Climate Action Plan

Community-Focused Conversations: Local People, Local Priorities, Local Solutions!

Greater Nashua Community Conversation

Nashua Regional Planning Commission, Nashua, NH

January 18, 2024

5 - 6:30 PM



**University of
New Hampshire**

Carsey School of Public Policy



Welcome – Thank you for being here!

New Hampshire Listens is working on behalf of the NH Department of Environmental Services (NHDES) to [design and facilitate community engagement](#)—an essential component of NH's Priority and Comprehensive Climate Action Plans

We are here today to hear from you!



**University of
New Hampshire**

Carsey School of Public Policy



COMMUNITY CONVERSATIONS

local people, local priorities, and local solutions!



Your near-term, implement-ready priorities could become funded projects!

Between **December 2023 and early February 2024**, join a community conversation to learn and talk together about local priorities and possibilities to reduce greenhouse gas emissions.

- Air pollution affects us ALL in our homes, at work, where we and our families learn, and where we play.
- These conversations are focused on talking about local issues and potential solutions.
- The State of New Hampshire needs to hear from local community members interested in, and already working on, air pollution reductions.
- Your input will inform NH's Priority Climate Action Plan, implementation proposals, and future plans.

[See registration links HERE](#)



Today's Agenda:



- **Who's here:** Welcome & Connector
- **Spotlight:** Communities most affected by air pollution - *Justice40 Initiative*
- **Spotlight:** Community Engagement - *new DES role*
- **Share:** What we're hearing so far from community engagement
- **Brainstorm Breakouts:** Brainstorm priority climate projects - Participants select three sector-based discussions
- **Wrap up and what's next**
- **Close** 6:30pm

EPA's Climate Pollution Reduction Grant (CPRG) Planning Grant

Climate Pollution Reduction Grants

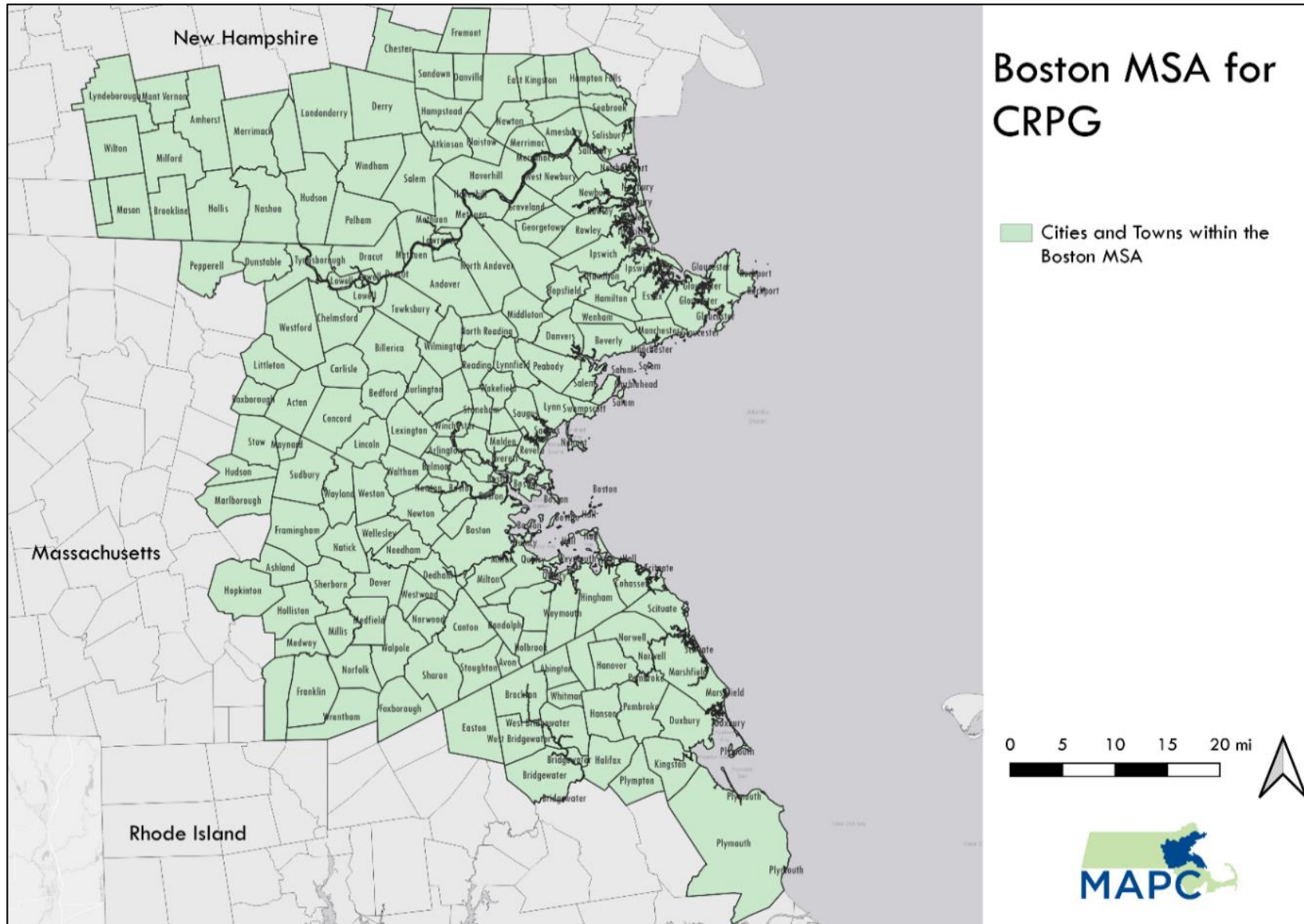
\$5 billion

from the Inflation Reduction Act to fund innovative projects that tackle climate pollution



Source: Environmental Protection Agency.

Boston Metro Statistical Area (MSA)



Boston MSA for
CRPG

— Cities and Towns within the
Boston MSA

- 2 States
- 7 RPAs/RPCs
- 167 municipalities
- 4.9 million residents

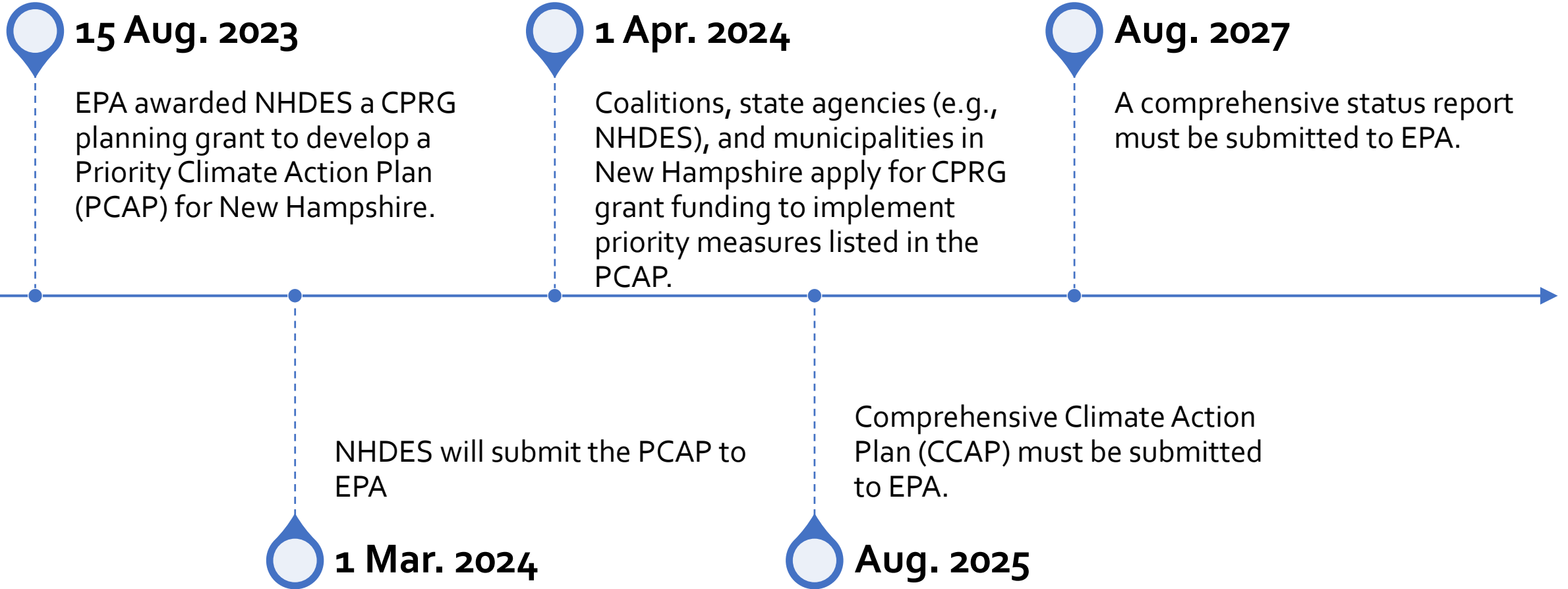
0 5 10 15 20 mi



Updating NH's Climate Action Plan - An opportunity for New Hampshire:

- NH was granted federal funding in August to update NH's Climate Action Plan to reduce greenhouse gas emissions. The four-year program runs **2023 - 2027**.
- Community engagement is an essential component to update NH's Climate Action Plan
- NH will identify priority projects by *(March 1, 2024)* to apply for implementation funds available from the federal government *(April 1, 2024)* to move projects forward here in NH!

Over the course of the four-year program running to 2027:



Climate Pollution Reduction Grant (CPRG) funding from the U.S. Environmental Protection Agency seeks to achieve three broad objectives:

- Reduce greenhouse gas emissions while supporting the creation of good jobs and lowering energy costs for families.
- Empower community-driven solutions in neighborhoods overburdened from pollution and impacts of climate change by directly seeking input from those communities.
- Deliver cleaner air by reducing harmful air pollution in places where people live, work, play, and go to school.





Updating NH's Climate Action Plan

These plans are part of [the Climate Pollution Reduction Grant \(CPRG\) funding from the U.S. Environmental Protection Agency.](#)

They lead to implementation funding that will support community-engaged projects with an effort to focus on [Justice 40 investments](#) among the sectors of air pollution and greenhouse gas reductions.

If you have specific questions about the grant funding, **reach out to the NHDES CPRG Team. Share your thoughts with the team:**
cprg@des.nh.gov

Implementation Grant Goals

- EPA anticipates approximately 30 to 115 grants under this; range \$2 to \$500 million each
- We seek your help identifying the ***near-term, high-priority, implement ready*** projects in NH to apply for federal funding this spring
- Focused on:
 - Projects, not policy
 - Emissions reduction
 - Implementation ready

<https://www.epa.gov/inflation-reduction-act/about-cprg-implementation-grants>

Goals include:

- Implement ambitious measures that will achieve significant reductions by 2030 and beyond;
- Pursue measures that will achieve substantial community benefits by reducing air pollutants, particularly in low-income and disadvantaged communities;
- Complement other funding sources to maximize GHG reductions and community benefits;
- Pursue innovative policies and programs that are replicable and can be “scaled up” across multiple jurisdictions.



What We're Hearing



As we build NH's Climate Action plans, we are thinking about how to build relationships to make sure NH is connected to support coalitions to implement projects, especially those that support communities in NH most affected by climate pollution.

ACTIVITY: At your Tables on the sticky notes, share: What are three priorities for GHG and air pollution reduction in your community?

Once written, place them on the big blank white piece of paper

What is a disadvantaged community? (US EPA)

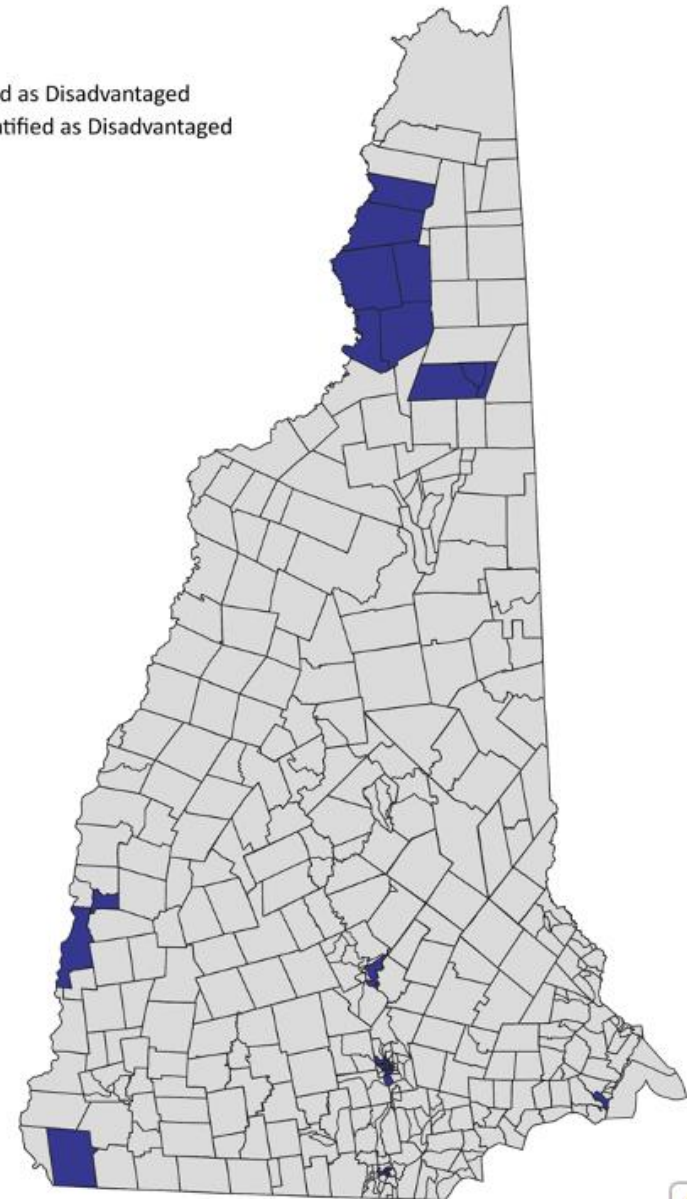
A community is highlighted as disadvantaged on the CEJST map if it is in a census tract that is:

- at or above the threshold for one or more environmental, climate, or other burdens,
- at or above the threshold for an associated socioeconomic burden,
- completely surrounded by disadvantaged communities and is at or above the 50% percentile for low income is also considered disadvantaged.

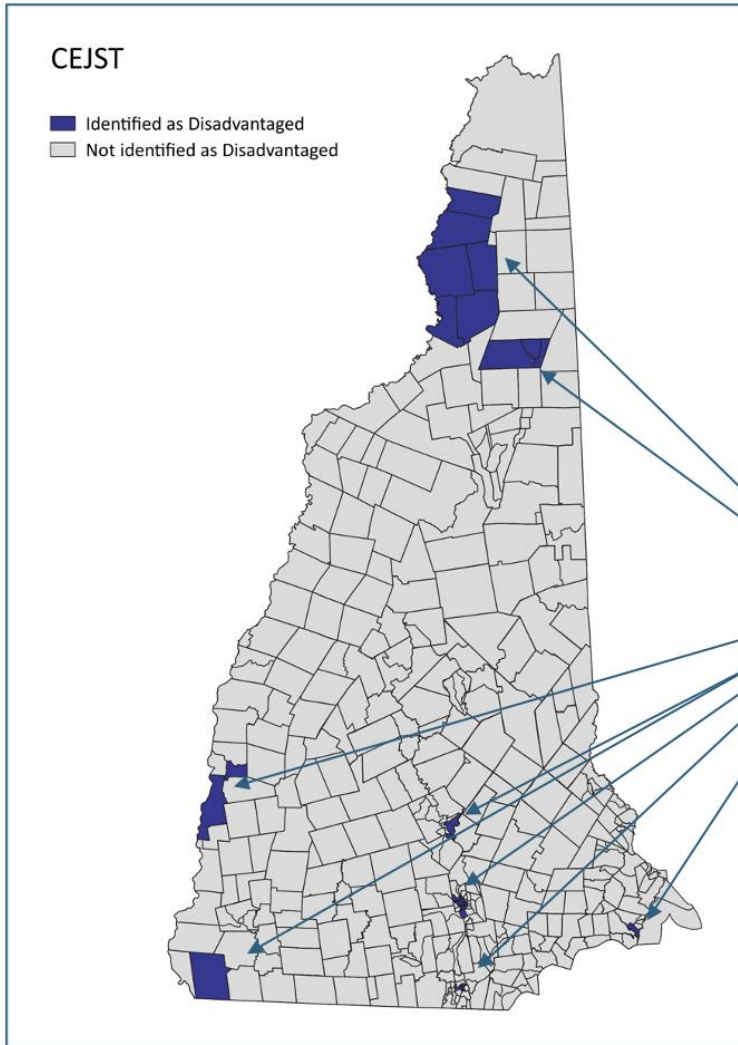
Source: [Methodology & data - Climate & Economic Justice Screening Tool \(geoplatform.gov\)](https://www.epa.gov/cejst/methodology-data-climate-economic-justice-screening-tool-geoplatform.gov)

CEJST

- Identified as Disadvantaged
- Not identified as Disadvantaged



What is a disadvantaged community? Cont. (US EPA)



A community is highlighted as disadvantaged on the CEJST map if it is in a census tract that is: (1) at or above the threshold for one or more environmental, climate, or other burdens, and (2) at or above the threshold for an associated socioeconomic burden.

In addition, a census tract that is completely surrounded by disadvantaged communities and is at or above the 50% percentile for low income is also considered disadvantaged. There are also communities indicated in grey here that are in need, the blue show the most disadvantaged in terms of the categories of burden highlighted above.

Source: [Methodology & data - Climate & Economic Justice Screening Tool \(geoplatform.gov\)](https://www.epa.gov/geoplatform/methodology-data-climate-economic-justice-screening-tool)

Using CEJST mapper for NH:

- 8 clusters of census tracts identified as holding the most indicators of need in terms of climate pollution reduction.
- 25 census tracts identified in total
- Number of thresholds exceeded = 1 to 12 per tract (127 total)
- Thresholds exceeded in 21 of the 31 federal categories
- NH Listens and NH DES have scheduled in-person community engagement events in communities in each of these clusters as well as 3 statewide on-line events.

Categories of Burdens found in NH Census Tracts

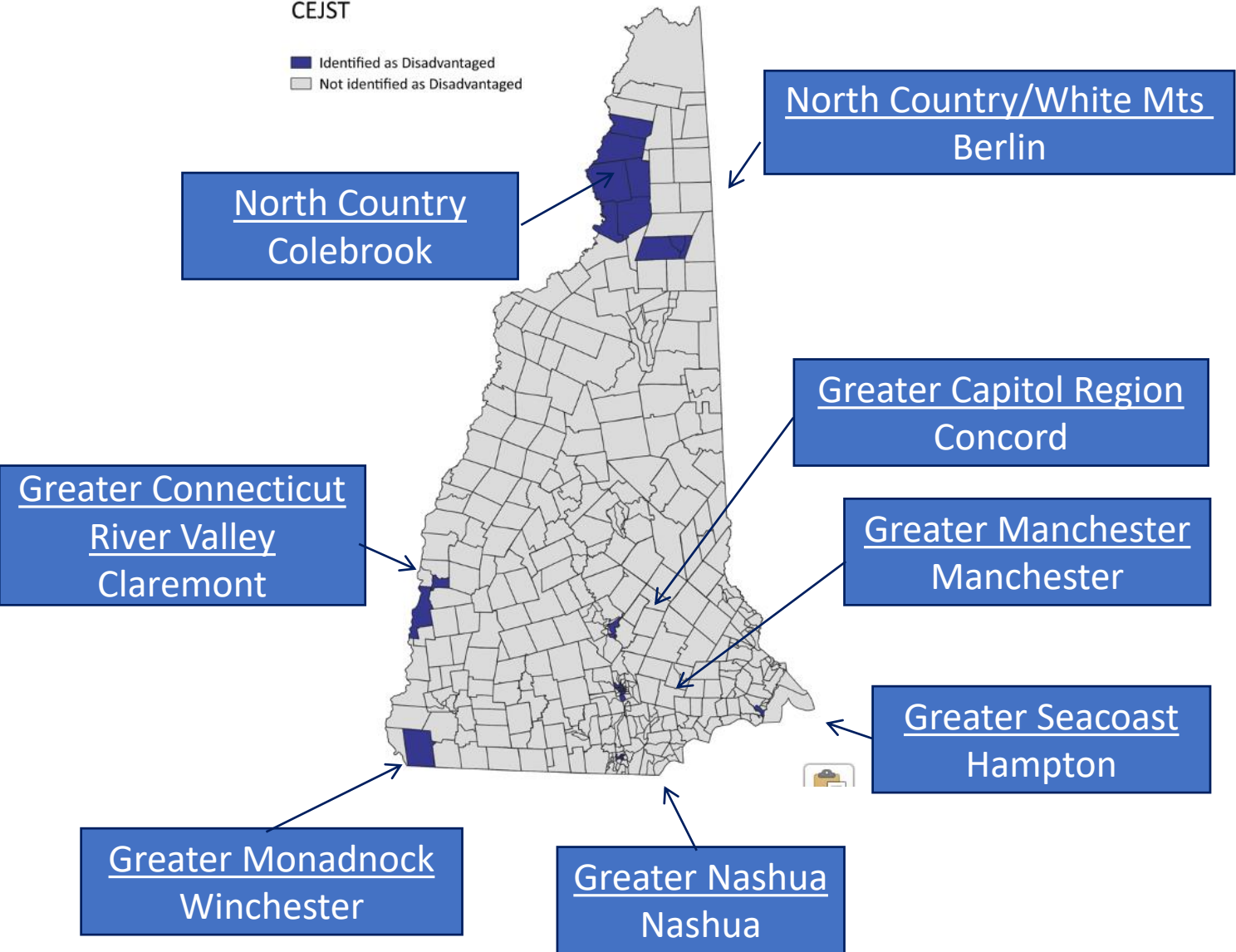
Burden	Factors Considered (federal datasets) in addition to Low Income
Climate Change	Expected Agriculture Loss Rate, Expected Building Loss Rate , Expected Population Loss Rate, Projected Flood Risk*, Projected Wildfire Risk*
Energy	Energy Cost, PM2.5 in the Air
Health	Asthma, Diabetes , Heart Disease, Low Life Expectancy
Housing	Housing Cost, Lead Paint, Historic Underinvestment*, Lack of Green Space*, Lack of Indoor Plumbing*
Legacy Pollution	proximity to Hazardous Waste Facilities, Superfund Sites, Risk Management Plan Facilities , Abandoned Mine Lands*, Formerly Used Defense Sites*
Transportation	Diesel Particulate Matter Exposure , Traffic Proximity & Volume, Transportation Barriers*
Waste and Wastewater	Wastewater Discharge , Underground Storage Tanks & Releases*
Workforce Development	Linguistic Isolation, Low Median Income, Poverty, Unemployment, Education Level (high school diploma)
	<ul style="list-style-type: none"> * = new federal datasets strikeouts = thresholds not exceeded in NH census tracts

NH Listens / NHDES Community Engagement



CEJST

- Identified as Disadvantaged
- Not identified as Disadvantaged



Jan/Feb In-person events

- Concord - Tuesday, Jan 16, 5pm
- Hampton – Wednesday, Jan 17, 5:30pm
- Nashua - Thursday, Jan 18, 5pm
- Claremont – Thursday, Jan 25, 5:30pm
- Winchester - Thursday, Jan 25, 6pm
- Berlin – Wednesday, Jan 31, 5pm
- Manchester – Thursday, Feb 1, 5pm
- Colebrook - Wednesday, Feb 7, 5pm

Statewide online community conversations

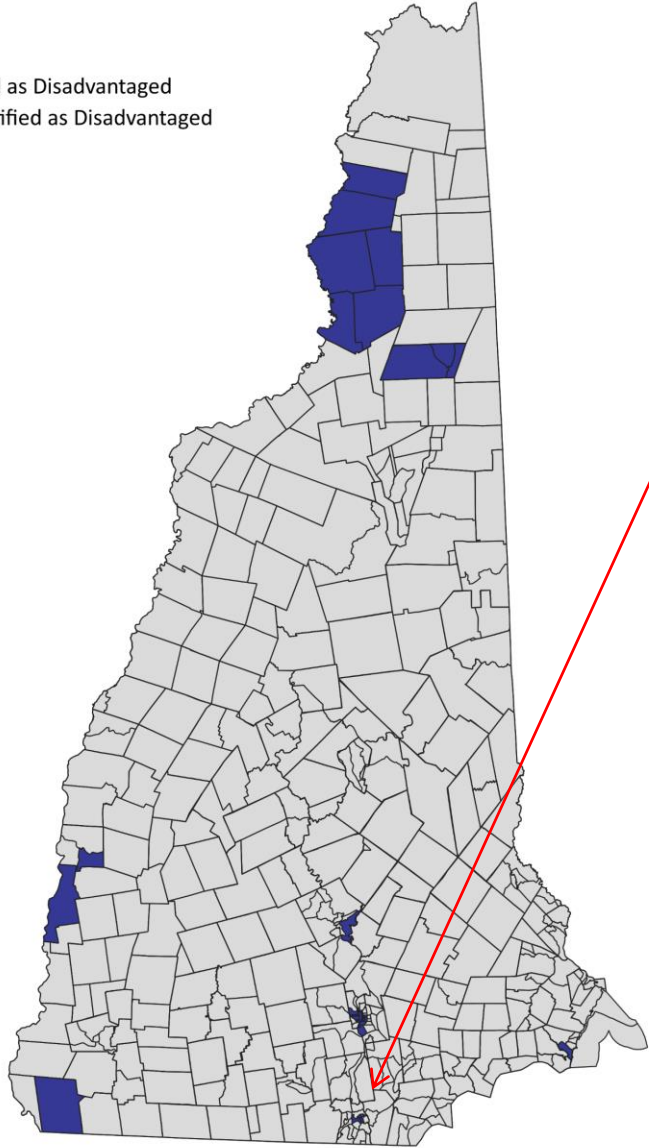
- December 6 | 4:30 PM
- January 9 | 5 PM
- January 24 | 6:30 PM

Statewide Cross-Sector Stakeholder Meetings

- November 30, 2023 | 2:30 PM
- January 11, 2024 | 3:30 PM
- February 8, 2024 | 3 PM

CEJST

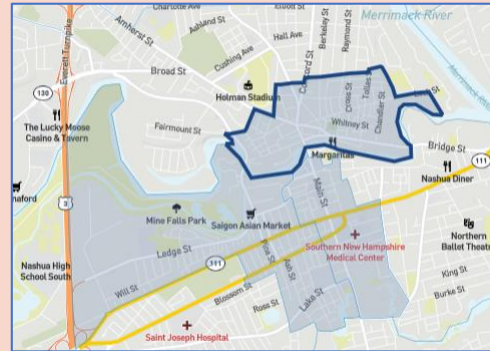
- Identified as Disadvantaged
- Not identified as Disadvantaged



the Nashua area, Hillsborough County, NH



Tract Number: 33011010800
Population: 8,125

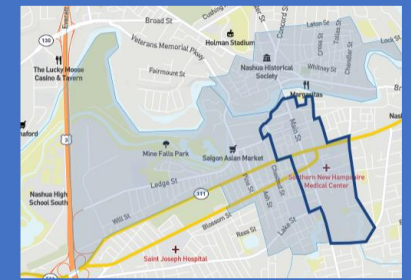
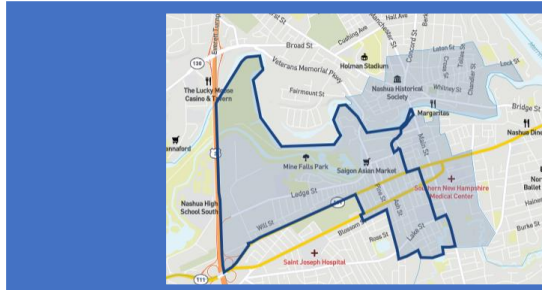


Tract Number: 33011010500
Population: 4,051



Tract Number: 33011010700
Population: 1,578

Environmental, Climate, or other burdens (in addition to socio-economic)



Health

- Asthma

- Asthma

- Asthma
- Heart Disease
- Low Life Expectancy

Housing

- Housing Cost

- Housing Cost
- Lack of Greenspace
- Lead Paint

- Lack of Greenspace
- Lack of Indoor Plumbing

Legacy Pollution

- Superfund Sites

- Superfund Sites

- Hazardous Waste Facilities
- Superfund Sites

Transportation

- Traffic Proximity and Volume

- Traffic Proximity and Volume

Water and Wastewater

- Underground Storage Tanks and Releases

- Underground Storage Tanks and Releases

- Underground Storage Tanks and Releases

Workforce Development

- Low Median Income
- High School Education

- Low Median Income
- Unemployment
- High School Education

- Low Median Income
- High School Education

Group Activity Agreements

- Share airtime so everyone gets a chance to be heard. Be respectful with language.
- If you disagree, consider asking a question rather than arguing to prove your point. Focus on the idea, not the person.
- Speak up if the process doesn't seem fair.
- We all share responsibility for making the group productive.
- Listen to each other and honor confidentiality of any personal stories shared.

Small Group Breakouts - What near-term, high-priority, implement ready priorities, projects, programs, policies would reduce greenhouse gas emissions in this sector in NH?



Directions:

- Choose a worksheet station and review the projects from that sector (know these are not comprehensive lists)
- Discuss and record your thinking - going horizontally across the worksheet
- We will keep time and let you know when to switch - Three rounds

Choose 1 Worksheet per Round

- Transportation
- Electricity generation and/or use and Industry
- Commercial & Residential Buildings
- Natural and Working Lands and Agriculture
- Waste and Materials Management & Wastewater
- Workforce Development
- Linkages to Public Health

We Heard from You and Others Statewide!

The next seven slides are from the brainstormed actions collected during engagement events. The content listed are several examples of eligible projects to inform your conversations:

- Focused Greenhouse Gas reduction by Sector
- Near-term
- Implementable

These were placed on each table with the works that included the prompt questions from slide 23



TRANSPORTATION Examples

- Bulk purchase of electric vehicle supply equipment for towns and other municipal and local entities (e.g. public schools)
- Build more public electric vehicle charging stations; address EVSE needs of renters (i.e. community charging)
- General funding opportunities for public transportation, including bus transit
- Infrastructure for low emission transit, like bike lanes and rail trails
- Incentives to deploy electric charging infrastructure for commercial medium- and heavy-duty zero-emission vehicles
- Electric school bus program
- Electrification of light-duty, municipal fleets

ELECTRICITY GENERATION & INDUSTRY Examples

- Install solar farms, as part of community power and storage systems
- Community Solar: Small and medium size community solar projects; community microgrids
- Small, local scale transmission upgrades across our grid
- Monitor heat loss and air quality on buildings and homes
- Provide electric vehicle charging stations, particularly in town and city centers
- Incentives for landlords to install electric vehicle charging stations and weatherization efforts, like solar and window replacement for rental units
- Support accessible bike-friendly routes
- Install geothermal heat pump-infrastructure in public buildings and schools

COMMERCIAL AND RESIDENTIAL BUILDINGS - Examples

- Incentives for building efficiency measures, like heat pumps, and weatherization
- Create opportunities for renters to secure effective approaches to heating, home energy, and EV charging; support work with landlords and tenants
- Solar on schools combined with infrastructure upgrades, like roof replacements
- Industry training for contractors, HVAC professionals*
- Increased assistance for multifamily dwelling conversions/similar smaller footprint living
- Funding for audits, like blower door tests, in residential single- and multi-unit dwellings
- Workforce development and training, including paid apprenticeships in weatherization; build out contractor capacity*
- Funding for EE enabling upgrades

NATURAL AND WORKING LANDS & AGRICULTURE - Examples

- Plant and maintain trees and plants in urban areas
- Provide access to cleaner transportation options and electrified farm equipment
- Incentivize sustainable forest practice
- Technical and financial support for community net zero efforts
- Small district heating and cooling
- Preserve wetlands and forests
- Support and promote net-zero energy in public buildings as a community approach
- Support green space: plant trees, utilize ecosystem services to reduce, capture carbon, etc.
- Maximize carbon storage and sequestration capabilities of forests
- Funding for land conservation

WASTE AND MATERIALS MANAGEMENT & WASTEWATER Examples

- Incentives for anaerobic digesters to recycle waste for energy back to grid
- Updating and replacing aging infrastructure to improve efficiency
- Incentives for anaerobic digesters of organic waste like food, water, ag byproducts
- Decarbonize and electrify buildings, including residential buildings
- Incentives and/or cost support for solar energy for town offices, schools, and homes
- Shifting to more efficient lighting, and other electrical uses
- Waste reduction and reuse (i.e., preventing waste from being generated in the first place)
- Recycling and waste diversion (i.e., avoiding disposal of items in a landfill or incinerator)

WORKFORCE DEVELOPMENT Examples


- Industry training for contractors, HVAC professionals.
- Build out contractor capacity.
- Other barriers in the path from training to licensure
- Barriers to licensure of skilled trades people
- Comprehensive training programs that include training such as <https://gridalternatives.org/get-training>
- Career Tech program needs and opportunities

LINKAGES TO PUBLIC HEALTH Example

- Air quality concerns in urban areas and public transportation options such as walking, electrifying buses. Increasing public transportation will increase opportunity for social justice!
- Public transportation for NH
- Decarbonize and electrify buildings, including residential buildings
- Power Plants get placed in low-income disadvantaged communities – change this practice
- Supporting local farms
- Being able to provide communities with electricity. Installing solar farms to reduce costs in urban areas
- Heat pump incentives: multiple benefits decreasing carbon emissions, providing safe and healthy habitats
- Education: System where people can choose these processes instead
- Plant and maintain trees and plants in urban areas
- Showing people benefits of these projects

Highlights

What are some of the key points, priorities, projects, or partners brought up in your conversations?



Complete our feedback form!



Join us for community-focused conversations— local people, local priorities, and local solutions!

Online cross-sector stakeholder conversations

Thursday, November 30 | 2:30 PM

Thursday, January 11 | 3:30 PM

Thursday, February 8 | 3:00 PM

Online community-focused conversations

Wednesday, December 6 | 4:30 PM

Tuesday, January 9 | 5 PM

Wednesday, January 24 | 6:30 PM

Jan/Feb In-person events

Hampton – Wednesday, Jan 17, 5:30pm

Nashua - Thursday, Jan 18, 5pm

Claremont – Thursday, Jan 25, 5:30pm

Winchester - Thursday, Jan 25, 6pm

Berlin – Wednesday, Jan 31, 5pm

Manchester – Thursday, Feb 1, 5pm

Colebrook - Wednesday, Feb 7, 5pm

Concord – Monday, Feb 12, 5pm



INVITE US to YOUR MEETINGS, GROUPS etc.

We are ready to come to you as we move toward the Comprehensive Climate Action Planning Process.

Carrie Portrie

Research Assistant Professor and Program Manager
New Hampshire Listens, Carsey School of Public Policy

Carrie.Portrie@unh.edu

Kurt Yuengling

Community Engagement Specialist
Environmental Health Program, Air Resources Division, NHDES

kurt.r.yuengling@des.nh.gov

Thank you!



Keep Learning about the Process

Review the Notice of Request for Public Comment: Draft Priority Measures for New Hampshire's Priority Climate Action Plan

Community Engagement continues as a key piece of this work through the entire grant timeline

- Send comments and ideas to the NHDES CPRG team: cprg@des.nh.gov
- [Provide Additional Feedback Post-Event](#)
- Invite us to your meetings, workgroups etc. We are keeping a list and strategizing for future engagement
- [Learn more about engagement and see registration links for events](#)