



OFFICE OF HEAD START

An Office of the Administration for Children & Families

New Hampshire State Information

Report compiled from the following sources: FY18 Program Information Report (PIR); Head Start Enterprise System; and Head Start State Collaboration Offices

Head Start & Early Head Start By The Numbers:



FY19 Funded Enrollment

	Total	HS Fed	HS State	All HS	EHS Fed	EHS State	All EHS
Slots	1,563	1,178	0	1,178	385	0	385
EHS Federal Slots include 44 awarded in 2 EHS-CC Partnership/Expansion grants: 28 Partnership and 16 Expansion							
	Total	HS only	EHS Only	HS/EHS	5 Grantees: 5 CAP Agencies; 0 Non-Profits; 0 School Systems		
Grants	7	2	2	3			

FY19 Funding

Total	Total HS	Total EHS*	State Supplement
\$19,352,377	\$14,234,846	\$5,117,531	\$0

*Includes \$839,283 for EHS-CC Partnership/Expansion grants

Cumulative Enrollment: 2,037

HS Children: **1,400 (69%)** EHS Children: **611 (30%)**

EHS Pregnant Women: **26 (1%)**

3 Duration Grants
awarded in FY19

Children Receiving Subsidies
HS **13.1%** - EHS **30.4%**

Programs on Enrollment Plans
Currently on Plan: HS **1**, EHS **1**
Plan Completed: HS **1** EHS **0**

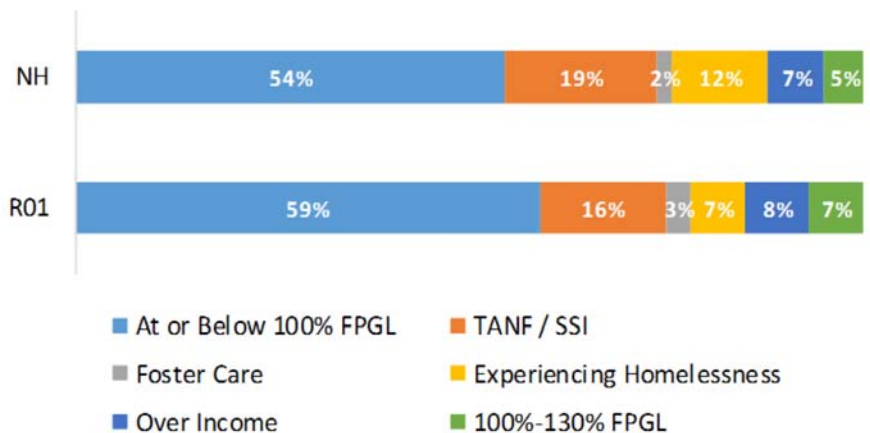
HS/EHS Families

(1,816 families total)

- 62%** of program families (1,129) had **working parents**
- 14%** of program families (257) had **parents in job training or school**



HS/EHS Eligibility By Type



Dual Language Population

HS/EHS children/pregnant women with a primary language other than English:

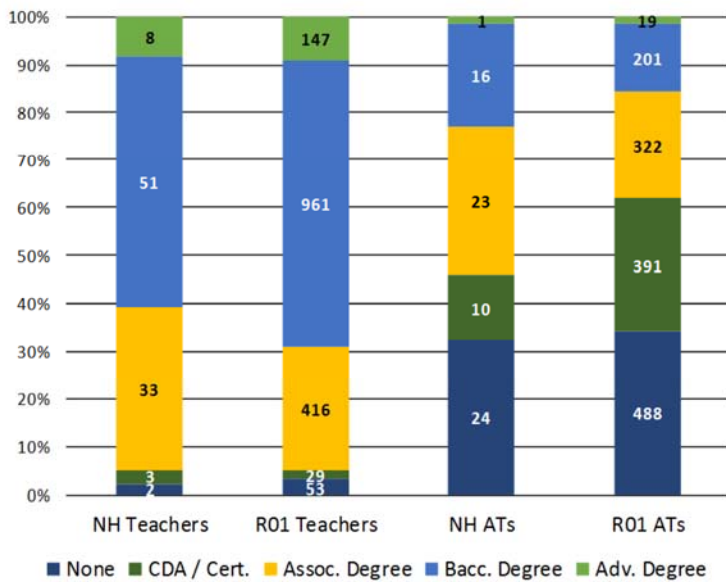
14% (293)

Bilingual Child Development Staff:
9% (22)

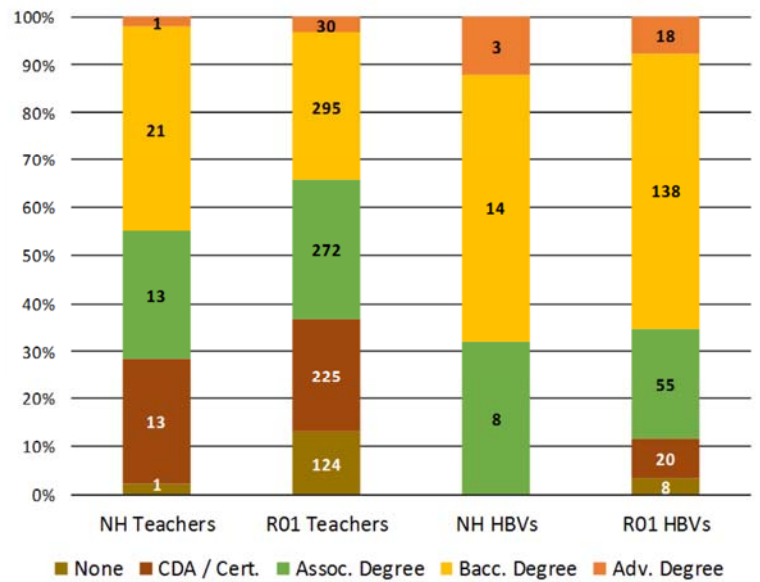
Family Services

- 95%** (1,717) of HS/EHS families received at least one family service from their program in addition to enrollment.
- 223 (12%)** of HS/EHS families experienced homelessness, and of these, **94 (42%)** found housing.

HS Teacher Qualifications



EHS Child Dev. Staff Qualifications



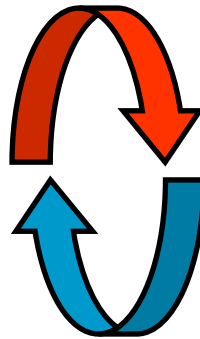
NH—Total Teachers: 97 HS; 48 EHS

**HS 26% (25)
EHS 38% (18)
left during the
program year**

**HS 12% (3) EHS 11% (2)
of those vacancies were
unfilled for 3+ months**

**HS 80% (20) EHS 100% (18) of those vacancies
were filled during the program year**

**Teacher
Turnover**



R01—Total Teachers: 1,606 HS; 936 EHS

**HS 28% (78) EHS 25% (30)
of those vacancies were
unfilled for 3+ months**

**HS 18% (283)
EHS 13% (118)
left during the
program year**

**HS 68% (191) EHS 55% (65) of those vacancies
were filled during the program year**

Disabilities, Mental Health

- **17%** of HS children had IEPs.
- **17%** of EHS children had IFSPs.
- **19%** of HS children & **26%** of EHS children had a mental health professional consult with their program staff; **40%** (HS) / **45%** (EHS) of those children had 3 or more of these consultations.
- **3%** of HS & **1%** of EHS children received an individual mental health assessment in their program.
- **10%** of HS & **13%** of EHS children received referrals for outside MH services; **67%** (HS) / **60%** (EHS) of those children received those services.

HS/EHS Child Health

